

TEMPERATURE AND RELATIVE HUMIDITY SENSOR HTS2030SMD
Meets RoHS regulations

Based on a unique **capacitive cell for humidity** measurement and a **Negative Temperature Coefficient (NTC)** thermistor for temperature measurement, this dual purpose relative humidity / temperature miniaturized sensor is designed for high volume, **cost sensitive applications with tight space constraints**. It is useful in all applications where **dew point, absolute humidity measurements** or humidity compensation are required.

MAIN FEATURES

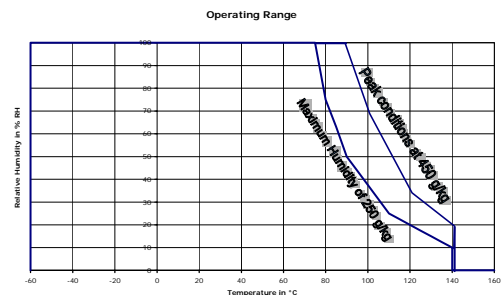
- Miniature Surface mount SMD package.
- Lead free components.
- Full interchangeability with no calibration required in standard conditions.
- Instantaneous desaturation after long periods in saturation phase.
- Compatible with automatized assembly processes, including **Pb free wave soldering and reflow processes** (1)
- High reliability and long term stability.
- Patented solid polymer structure.
- Suitable for linear voltage or frequency output circuitry.
- Fast response time and very low temperature coefficient.
- Part may be washed with distilled water.
- Individual marking for compliance to stringent traceability requirements.



(1) soldering temperature profiles available on request / contact us at application@humirel.com

MAXIMUM RATINGS

Ratings	Symbol	Value	Unit
Operating Temperature	Ta	-60 to 140	°C
Storage Temperature	Tstg	-60 to 140	°C
Supply Voltage (Peak)	Vs	10	Vac
Humidity Operating Range	RH	0 to 100	% RH


CHARACTERISTICS

Humidity sensor (Ta = 25°C, measurement frequency @ 10kHz unless otherwise noted)

Characteristics	Symbol	Min.	Typ.	Max.	Unit.
Humidity measuring range	RH	1		99	%RH
Supply voltage	Vs			10	V
Nominal capacitance @ 55% RH*	C	177	180	183	pF
Temperature coefficient	Tcc			0.01	pF/°C
Averaged Sensitivity from 33% to 75% RH	$\Delta C / \% RH$		0.31		pF/% RH
Leakage current (Vcc = 5 Volts)	I			1	nA
Recovery time after 150 hours of condensation	tr		10		s
Humidity Hysteresis				+/-1	%RH
Long term stability	τ		+/-0.5		%RH/yr
Time constant (33 to 80 % RH, still air @ 63%)	ta		3	5	s
Deviation to typical response curve (10% to 90%) RH			+/-2		%RH

*tighter specification available on request

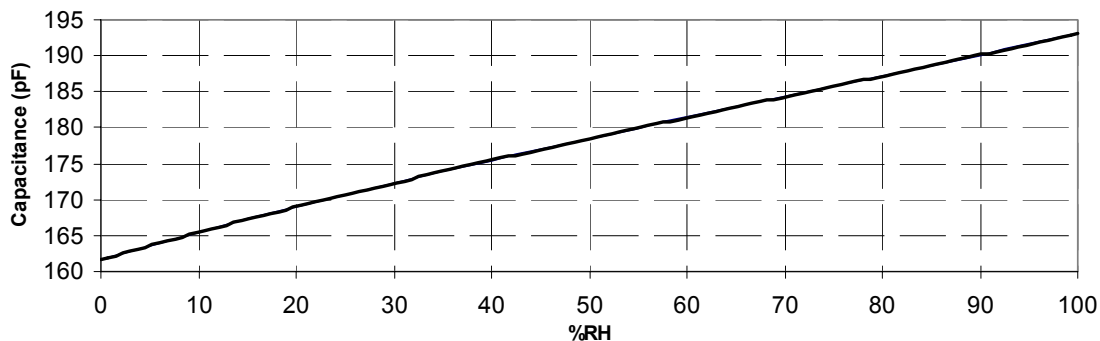
TYPICAL RESPONSE IN HUMIDITY

- Polynomial response of HTS2030SMD:

$$C \text{ (pF)} = C@55 \% * (3.903 \cdot 10^{-8} * RH^3 - 8.294 \cdot 10^{-6} * RH^2 + 2.188 \cdot 10^{-3} * RH + 0.898)$$

Typical response look-up table (Polynomial Reference curve) "10kHz/1V"

RH (%)	0	5	10	15	20	25	30	35	40	45	50
Cp (pF)	161.6	163.6	165.4	167.2	169.0	170.7	172.3	173.9	175.5	177.0	178.5
RH (%)	55	60	65	70	75	80	85	90	95	100	
Cp (pF)	180	181.4	182.9	184.3	185.7	187.2	188.6	190.1	191.6	193.1	



- Reversed Polynomial response of HTS2030SMD:

$$RH \text{ (%) } = -3.4656 \cdot 10^{+3} * X^3 + 1.0732 \cdot 10^{+4} * X^2 - 1.0457 \cdot 10^{+4} * X + 3.2459 \cdot 10^{+3}$$

With $X = C(\text{read}) / C@55\%RH$

CHARACTERISTICS

Temperature sensor

Characteristics	Symbol	Min.	Typ	Max.	Unit.
Nominal resistance @ 25°C			10		kΩ
Beta value : B25/100	B	3600	3730	3800	
Temperature measuring range	Ta	-60		140	°C
Nominal Resistance Tolerance at 25°C	Rn		2	3	%
B value tolerance	B		3		%
Response Time	τ		10		s

TYPICAL TEMPERATURE OUTPUT

Depending on the needed temperature measurement range and associated accuracy, we suggest two methods to access to the NTC resistance values.

$$① \quad R_T = R_n * e^{B \left(\frac{1}{T} - \frac{1}{T_n} \right)}$$

R_T NTC resistance in Ω at temperature T in K

R_n NTC resistance in Ω at rated temperature in K

T, T_n Temperature in K

B B value, material-specific constant of the NTC thermistor

e Base of natural logarithm ($e = 2.71828$)

The actual characteristic of an NTC thermistor can, however, only be roughly described by the exponential relation, as the material parameter B in reality also depends on temperature. So this approach is only suitable for describing a restricted range around the rated temperature or resistance with sufficient accuracy.

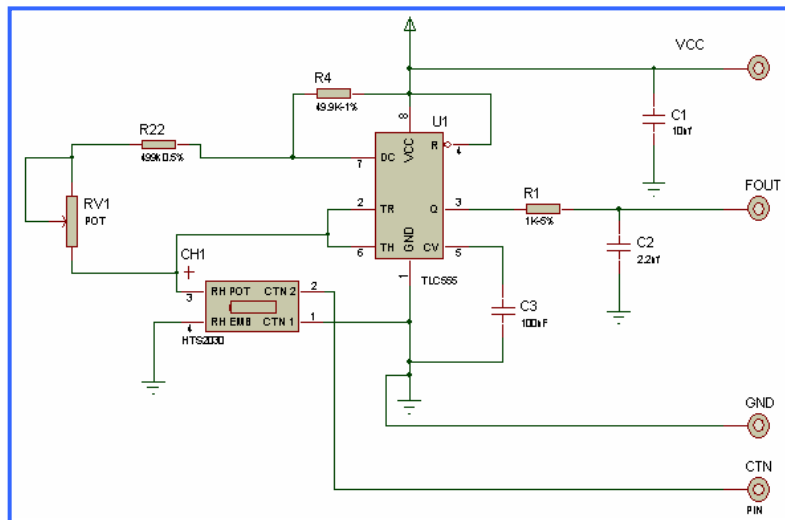
② For practical applications a more precise description of the real R/T curve may be required. Either more complicated approaches (e.g. the Steinhart-Hart equation) are used or the resistance/temperature relation as given in tabulated form. The below table has been experimentally determined with utmost accuracy for temperature increments of 1 degree.

Temperature look-up table

Temp °C	Resistance (Ohm)	Max. deviation	Temp °C	Resistance (Ohm)	Max. deviation	Temp °C	Resistance (Ohm)	Max. deviation	Temp °C	Resistance (Ohm)	Max. deviation
-40	262960	35403	-5	38279	2756	30	8178	296	65	2304	171
-39	247217	32777	-4	36455	2568	31	7866	294	66	2229	168
-38	232539	30358	-3	34731	2393	32	7568	292	67	2158	165
-37	218845	28130	-2	33100	2230	33	7283	290	68	2089	161
-36	206064	26075	-1	31557	2078	34	7011	287	69	2022	158
-35	194110	24178	0	30029	1932	35	6734	284	70	1960	155
-34	182852	22416	1	28627	1799	36	6484	281	71	1898	152
-33	172332	20791	2	27299	1675	37	6244	278	72	1839	149
-32	162498	19290	3	26042	1560	38	6015	275	73	1782	146
-31	153299	17905	4	24852	1452	39	5796	271	74	1727	143
-30	144790	16636	5	23773	1355	40	5575	267	75	1673	140
-29	136664	15444	6	22708	1261	41	5373	264	76	1622	138
-28	129054	14343	7	21698	1174	42	5180	260	77	1573	135
-27	121925	13325	8	20739	1093	43	4995	257	78	1526	132
-26	115243	12383	9	19829	1017	44	4817	253	79	1480	130
-25	109030	11516	10	18959	946	45	4636	248	80	1432	127
-24	103115	10705	11	18128	879	46	4473	245	81	1390	124
-23	97565	9953	12	17338	817	47	4316	241	82	1349	122
-22	92354	9257	13	16588	759	48	4166	237	83	1310	119
-21	87460	8612	14	15876	705	49	4021	233	84	1272	117
-20	82923	8020	15	15207	654	50	3874	229	85	1235	115
-19	78581	7463	16	14569	607	51	3737	225	86	1199	112
-18	74497	6947	17	13962	563	52	3606	221	87	1163	110
-17	70655	6468	18	13384	522	53	3481	217	88	1130	108
-16	67039	6023	19	12834	484	54	3360	213	89	1097	106
-15	63591	5606	20	12280	447	55	3237	208	90	1067	104
-14	60381	5222	21	11777	413	56	3126	204	91	1038	102
-13	57356	4865	22	11297	382	57	3019	200	92	1009	100
-12	54503	4533	23	10840	353	58	2917	197	93	982	98
-11	51813	4225	24	10404	325	59	2819	193	94	955	96
-10	49204	3932	25	10000	300	60	2720	189	95	927	94
-9	46767	3662	26	9600	300	61	2629	185	96	901	92
-8	44467	3411	27	9218	300	62	2542	182	97	877	90
-7	42296	3177	28	8853	299	63	2458	178	98	853	89
-6	40247	2960	29	8506	297	64	2378	175	99	830	87

SUGGESTED FREQUENCY OUTPUT CIRCUITS

**Note: R22=499kΩ /
R4=49.9kΩ / R1=1 kΩ /
RV1=50 kΩ potentiometer /
C1=10nF / C2=2.2nF / C3=100nF**


Typical response look-up table (Humidity output)

RH (%)	0	5	10	15	20	25	30	35	40	45	50
Fout (Hz)			7155	7080	7010	6945	6880	6820	6760	6705	6650
RH (%)	55	60	65	70	75	80	85	90	95	100	
Fout (Hz)	6600	6550	6500	6450	6400	6355	6305	6260	6210		

QUALIFICATION PROCESS

HTS2030SMD sensors have been qualified through a complete qualification process taking in account many of the requirements of the JEDEC standard including:

- Solder heat and solderability including lead free process.
- Pb free wave soldering and reflow soldering process(260°C) + DI water clean at 45°C
- Mechanical shock JESD-22-B104-A
- Vibration - Variable frequency(20 to 2000Hz) JESD-22-B103-A
- Marking permanency
- ESD - Electrostatic Discharge –Air Gun +15kV(IEC 1000)
- Salt Atmosphere JESD22-A107-A
- Temperature Cycling - 40°C / +125°C
- High Temperature / Humidity Operating Life - 93%RH / 60°C for 1000 hours
- Low Humidity storage life - RH < 10%/23°C - 1000 hours
- Resistance to immersion in water at ambient temperature and 80°C
- High temperature storage 140°C for 168 hours.
- Resistance to many chemicals linked to home appliances/automotive or consumer applications.

ENVIRONMENTAL AND RECYCLING

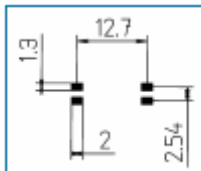
HTS2030SMD sensors are lead free components and are compatible with Pb Free soldering processes.HTS2030SMD sensors are free from Cr (6+), Cd and Hg.

SOLDERING INSTRUCTIONS

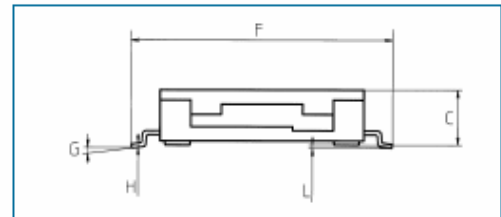
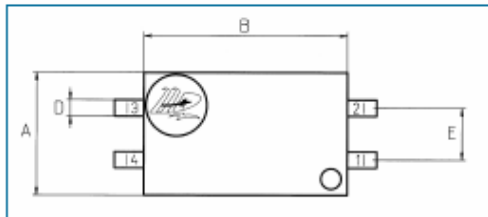
See Application Note. To get it, please contact: application@humirel.com

PACKAGE OUTLINE HTS2030SMD GULL WING (JLEAD option also available)

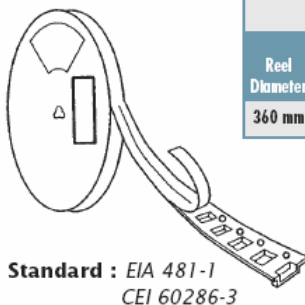
Dimensions in millimeters



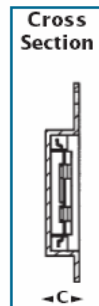
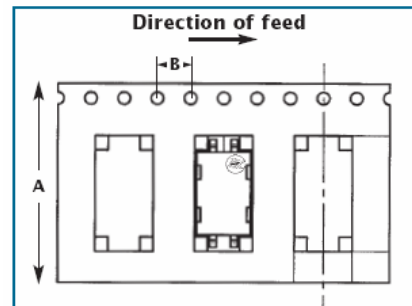
FOOTPRINT



Dimension	A	B	C	D	E	F	G	H	L
mm (typical)	6	10	2.7	0.8	2.54	12.8	0.7°	0.2	0.1



	A	B	C
Reel Diameter	360 mm	30.4 mm	24 mm
Reel Width	30.4 mm	4 mm	4 mm
Carrier Tape	24 mm	4 mm	4 mm
Carrier Tape Pitch	4 mm	4 mm	4 mm
Carrier Tape Depth	4 mm	4 mm	4 mm



ORDERING INFORMATION of HTS2030SMD:

- HPP804B130: TUBE M.P.Q. OF 78 PIECES.
- HPP804B131: TAPE AND REEL M.P.Q. OF 1500 PIECES.

TEMPERATURE AND RELATIVE HUMIDITY SENSORS.

The information in this sheet has been carefully reviewed and is believed to be accurate; however, no responsibility is assumed for inaccuracies. Furthermore, this information does not convey to the purchaser of such devices any license under the patent rights to the manufacturer. Humirel reserves the right to make changes without further notice to any product herein. Humirel makes no warranty, representation or guarantee regarding the suitability of its product for any particular purpose, nor does Humirel assume any liability arising out of the application or use of any product or circuit and specifically disclaims any and all liability, including without limitation consequential or incidental damages. « Typical » parameters can and do vary in different applications. All operating parameters, including « Typical » must be validated for each customer applications by customer's technical experts. Humirel does not convey any license under its patent rights nor the rights of others. Humirel products are not designed, intended, or authorized for use as components in systems intended for surgical implant into the body, or other application intended to support or sustain life, or for any application in which the failure of the Humirel product could create a situation where personal injury or death may occur. Should buyer purchase or use Humirel products for any such unintended or unauthorized application, Buyer shall indemnify and hold Humirel and its officers, employees, subsidiaries, affiliates and distributors harmless against all claims, costs, damages and expenses, and reasonable attorney fees arising out of, directly or indirectly, any claim of personal injury or death associated with such unintended or unauthorized use, even if such claim alleges that Humirel was negligent regarding the design or manufacture of the part.Humirel is a registered trade mark of Humirel.